MEZZANINE DECKING

INSTALLATION INSTRUCTIONS

- TRED-eXtra® panels should be allowed to adjust to the temperature and humidity of the room in which they will be installed.
- Store TRED-eXtra panels flat on bunks or skids in a covered, dry and level area. Inspect panels on-site prior to installation.
- TRED-eXtra panels must be installed on corrugated steel decking engineered to carry the intended floor load.

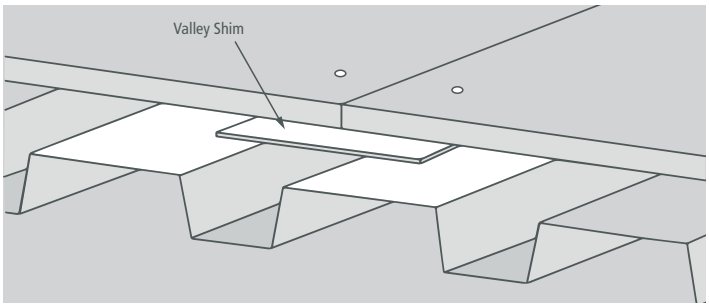

Figure A: Optional Valley Shims

- TRED-eXtra panels can be installed either parallel or perpendicular to the corrugated decking. TRED-eXtra panel edges must be supported by the corrugated ribs. Trim TRED-eXtra panels, or use valley shims to support edges that do not fall on a corrugated rib. TRED-eXtra can be cut using ordinary woodworking tools. High carbide saw blades are recommended. (See Figure A)

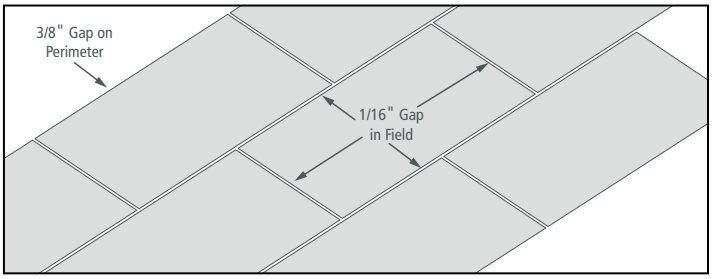

Figure B: Panel Spacing

- Leave a 3/8" gap around the perimeter of the floor, between the panels and walls (or edge of floor). Stagger panels so that adjoining panel edges do not end on the same rib and four panel corners do not meet at one point, where possible.
- **TRED-eXtra is manufactured with a <u>self-spacing</u> T&G expansion gap. Do not use panel spacers on TRED-eXtra T&G edges.** Install any adjoining TRED-eXtra non T&G edges with an expansion gap of no less than 1/16" within the field of the floor. (See Figure B)

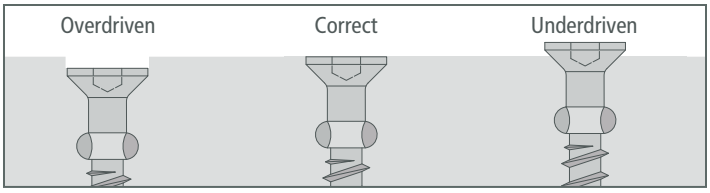

Figure C: Screw Depth

- Drive screws perpendicular to the surface and set flush or slightly countersunk. For best results, TRED-eX TEK screws are recommended. (See Figure C)

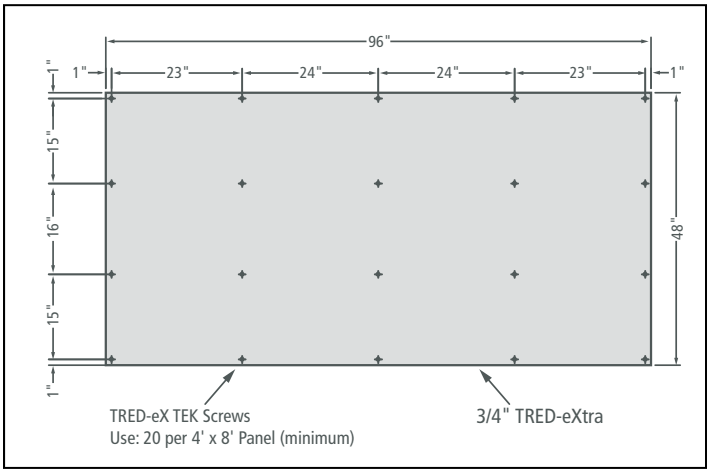

Figure D: Screw Pattern

- The minimum recommended screw pattern for TRED-eXtra is 20 screws per 48" x 96" panel. Align screws no closer than 1" from panel edges, approximately 16" on center in the short (48") direction and approximately 24" on center in the long (96") direction of the panel. (See Figure D)
- TRED-eXtra Nanotex ESD panels require grounding screws. Install a minimum of 4 screws per 48" x 96" TRED-eXtra panel. Each screw must have a proximity of no more than 48" to another grounding screw. Install screws so that the head is flush to the TRED-eXtra surface. Do not countersink grounding screws. (See Figure D)
- Adjust screw pattern and number of screws based on nominal panel sizes.

MEZZANINE DECKING

CARE & MAINTENANCE

- While TRED-eXtra® is moisture resistant, it is important that TRED-eXtra not be hosed off or exposed to excessive moisture or standing water.
- TRED-eXtra panels with NANOTeX® Gray coating can be cleaned using a damp mop (not saturated) and standard cleaning solutions. (Please test a small area before using any chemical over a large portion of the floor.)
- TRED-eXtra Unfinished can be cleaned and maintained similarly to other unfinished wood products.
- As with all wood-based flooring, expansion and contraction will be minimized if climate control is consistently maintained year-round.

TOUCH-UP & REPAIR

Touch-up kits are available from Affiliated Resources. Please call **503.228.3802** to order.

- Before applying touch up, be sure the surface is clean, dry and free of debris.
- Shake paint container thoroughly and follow application instructions on the container.
- Test in an inconspicuous area before full application.
- Repair deep gouges using a premium quality, hard-setting, non-shrinking patching compound available in your local home improvement store.
- Allow repaired and filled areas to dry thoroughly before sanding flush.
- See side of spray can for detailed application instructions.
- Wait at least 7 days after application before cleaning the surface.

PLEASE NOTE: Touch-up paint may not be an exact match to factory finishes in all applications.

Caution: Wood Dust

Cutting, sanding or machining wood products produces wood dust. While wood products are not hazardous under the OSHA Hazard Communication Standard (29 CFR 1910.1200), the International Agency for Research on Cancer (IARC) and the State of California have classified wood dust as a human carcinogen.

California Proposition 65 — WARNING

Drilling, sawing, sanding or machining wood products generates wood dust, a substance known to the State of California to cause cancer. Avoid inhaling wood dust or use a dust mask or other safeguards for personal protection.

California Health and Safety Code Section 25249.6

For additional information, see our Safety Data Sheets (SDS) as a download from our website at affiliatedresources.net/tred-ex

AFFILIATED RESOURCES
PROVIDING SOLUTIONS